



Since 1949

Acme Sanitary Ware Co. Ltd.

1/F, Acme Building, 22-28 Nanking Street, Kowloon, Hong Kong


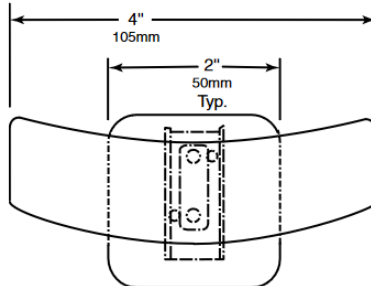
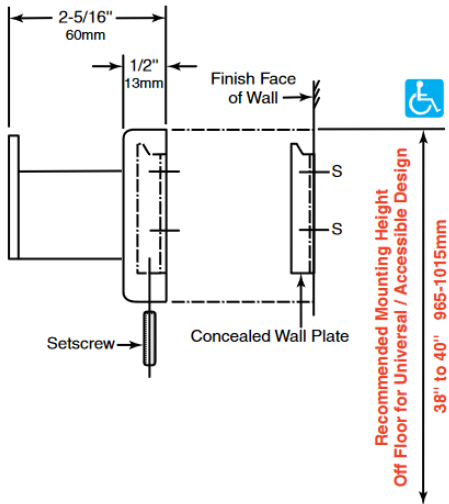
Tel: 2388 7171 Fax: 2710 8012

Email: acme@acmesanitary.com.hk

Website: www.acmesanitary.com.hk

PROJECT		REF		REV	ITEM CODE	
LOCATION		DATE			PAGE	

SANITARY WARE SPECIFICATION SHEET

Item Descriptions	Bobrick (USA) "Classic Series" Surface mounted double robe hook	<div>Illustration/ Drawing</div> <div></div> <div></div> <div></div>
Dimensions	Refer to drawing	
Model	B-672 (Bright polished) B-6727 (Satin Finish)	
Material/ Finish	Stainless Steel	
Manufacturer	Bobrick Washroom Equipment Inc. (USA)	
Supplier	Acme Sanitary Ware Co. Ltd Mr. Eric Wong/ Mr. Don Yuen	
Contact Tel/Fax	(852) 2388-7171 / (852) 2710-8012	
E-mail	acme@acmesanitary.com.hk	
Website	www.acmesanitary.com.hk	
<p>materials:</p> <p>Flange and Support Arm — 18-8, type-304, 22-gauge (0.8mm) stainless steel. Concealed, 16-gauge (1.6mm) stainless steel mounting bracket. All-welded construction. Secured to wall plate with a stainless steel setscrew.</p> <p>Concealed Wall Plate — 18-8, type-304, 16-gauge (1.6mm) stainless steel.</p> <p>Cap — 18-8, type-304, 10-gauge (3.6mm) stainless steel. Welded to the support arm.</p> <p>installation:</p> <p>To remove concealed wall plate from back of flange and mounting bracket, loosen setscrew. Mount wall plate so prongs are at top; secure with two sheet-metal screws, furnished by manufacturer, at points indicated by an S. Engage mounting bracket onto prongs of wall plate, then secure into position by tightening setscrew at bottom of flange.</p> <p>For partitions with particle-board or other solid core, secure with sheet-metal screws furnished, or provide through-bolts, nuts, and washers.</p> <p>For hollow-core metal partitions, provide solid backing into which the furnished sheet-metal screws can be secured.</p> <p>For plaster or dr y wall construction, provide concealed backing to comply with local building codes, then secure unit with sheet-metal screws furnished.</p> <p>For other wall surfaces, provide fiber plugs or expansion shields for use with sheet-metal screws furnished, or provide 1/8" (3mm) toggle bolts or expansion bolts.</p> <p>specification:</p> <p>Surface-mounted double robe hook shall be type-304 stainless steel with _____ (insert one: bright polished or satin) finish. Flange and support arm shall be 22 gauge (0.8mm) and equipped with a concealed, 16-gauge (1.6mm) mounting bracket that is secured to a concealed, 16-gauge (1.6mm) wall plate with a stainless steel setscrew. Cap shall be 10 gauge (3.6mm), welded to the support arm.</p>		

Note:

* All information of the above is for the reference only. No prior notice is made if any changes.

Source: Bobrick Washroom Equipment Inc.